

























## Product Harmonisation - New Product Labels













Please Note the volume will be displayed in mls. The 'UNIT' shown below is for test purposes only.

Prod Code	Current Label	New Label from 15/05/17	Prod Code	Current Label	New Label from 15/05/17																																
0054 Portfolio Page 11	<p><b>RED CELLS IN ADDITIVE SOLUTION LEUCOCYTE DEPLETED</b> STORE AT 4°C ± 2°C</p> <p>Always check patient/component compatibility/identity. Inspect pack for signs of deterioration or damage. Risk of adverse reaction/infection, including vCJD.</p>  <p style="text-align: right;"><b>Volume UNIT</b></p> <p>This component was collected in CPD anticoagulant and is suspended in 105 millilitres of additive solution of the following composition:</p> <table style="width: 100%; border-collapse: collapse;"> <tr><td>Sodium Chloride</td><td style="text-align: right;">150.0</td></tr> <tr><td>Adenine</td><td style="text-align: right;">1.25</td></tr> <tr><td>Anhydrous Glucose</td><td style="text-align: right;">45.4</td></tr> <tr><td>Mannitol</td><td style="text-align: right;">28.8</td></tr> </table> <p style="text-align: right;"><b>DO NOT VENT</b></p>	Sodium Chloride	150.0	Adenine	1.25	Anhydrous Glucose	45.4	Mannitol	28.8	<p><b>RED CELLS IN ADDITIVE SOLUTION LD</b> STORE AT 4°C ± 2°C</p> <p>Always check patient/component compatibility/identity. Inspect pack for signs of deterioration or damage. Risk of adverse reaction/infection, including vCJD.</p>  <p style="text-align: right;"><b>Volume UNIT</b></p> <p>This component was collected in CPD anticoagulant and is suspended in 105 millilitres of additive solution of the following composition:</p> <table style="width: 100%; border-collapse: collapse;"> <tr><td>Sodium Chloride</td><td style="text-align: right;">150.0</td></tr> <tr><td>Adenine</td><td style="text-align: right;">1.25</td></tr> <tr><td>Anhydrous Glucose</td><td style="text-align: right;">45.4</td></tr> <tr><td>Mannitol</td><td style="text-align: right;">28.8</td></tr> </table> <p style="text-align: right;"><b>DO NOT VENT</b></p>	Sodium Chloride	150.0	Adenine	1.25	Anhydrous Glucose	45.4	Mannitol	28.8	G054 Portfolio Page 12	<p><b>RED CELLS IN ADDITIVE SOLUTION LEUCOCYTE DEPLETED, IRRADIATED</b> STORE AT 4°C ± 2°C</p> <p>Always check patient/component compatibility/identity. Inspect pack for signs of deterioration or damage. Risk of adverse reaction/infection, including vCJD.</p>  <p style="text-align: right;"><b>Volume UNIT</b></p> <p>This component was collected in CPD anticoagulant and is suspended in 105 millilitres of additive solution of the following composition:</p> <table style="width: 100%; border-collapse: collapse;"> <tr><td>Sodium Chloride</td><td style="text-align: right;">150.0</td></tr> <tr><td>Adenine</td><td style="text-align: right;">1.25</td></tr> <tr><td>Anhydrous Glucose</td><td style="text-align: right;">45.4</td></tr> <tr><td>Mannitol</td><td style="text-align: right;">28.8</td></tr> </table> <p style="text-align: right;"><b>DO NOT VENT</b></p>	Sodium Chloride	150.0	Adenine	1.25	Anhydrous Glucose	45.4	Mannitol	28.8	<p><b>RED CELLS IN ADDITIVE SOLUTION LD IRRADIATED</b> STORE AT 4°C ± 2°C</p> <p>Always check patient/component compatibility/identity. Inspect pack for signs of deterioration or damage. Risk of adverse reaction/infection, including vCJD.</p>  <p style="text-align: right;"><b>Volume UNIT</b></p> <p>This component was collected in CPD anticoagulant and is suspended in 105 millilitres of additive solution of the following composition:</p> <table style="width: 100%; border-collapse: collapse;"> <tr><td>Sodium Chloride</td><td style="text-align: right;">150.0</td></tr> <tr><td>Adenine</td><td style="text-align: right;">1.25</td></tr> <tr><td>Anhydrous Glucose</td><td style="text-align: right;">45.4</td></tr> <tr><td>Mannitol</td><td style="text-align: right;">28.8</td></tr> </table> <p style="text-align: right;"><b>DO NOT VENT</b></p>	Sodium Chloride	150.0	Adenine	1.25	Anhydrous Glucose	45.4	Mannitol	28.8
	Sodium Chloride	150.0																																			
Adenine	1.25																																				
Anhydrous Glucose	45.4																																				
Mannitol	28.8																																				
Sodium Chloride	150.0																																				
Adenine	1.25																																				
Anhydrous Glucose	45.4																																				
Mannitol	28.8																																				
Sodium Chloride	150.0																																				
Adenine	1.25																																				
Anhydrous Glucose	45.4																																				
Mannitol	28.8																																				
Sodium Chloride	150.0																																				
Adenine	1.25																																				
Anhydrous Glucose	45.4																																				
Mannitol	28.8																																				
0057 Portfolio Page 11	<p><b>RED CELLS IN ADDITIVE SOLUTION LEUCOCYTE DEPLETED PACK 1</b> STORE AT 4°C ± 2°C</p> <p>Always check patient/component compatibility/identity. Inspect pack for signs of deterioration or damage. Risk of adverse reaction/infection, including vCJD.</p>  <p style="text-align: right;"><b>Volume UNIT</b></p> <p>This component was collected in CPD anticoagulant and is suspended in 165 millilitres of additive solution of the following composition:</p> <table style="width: 100%; border-collapse: collapse;"> <tr><td>Sodium Chloride</td><td style="text-align: right;">150.0</td></tr> <tr><td>Adenine</td><td style="text-align: right;">1.25</td></tr> <tr><td>Anhydrous Glucose</td><td style="text-align: right;">45.4</td></tr> <tr><td>Mannitol</td><td style="text-align: right;">28.8</td></tr> </table> <p style="text-align: right;"><b>DO NOT VENT</b></p>	Sodium Chloride	150.0	Adenine	1.25	Anhydrous Glucose	45.4	Mannitol	28.8	<p><b>RED CELLS IN ADDITIVE SOLUTION LD PACK 1</b> STORE AT 4°C ± 2°C</p> <p>Always check patient/component compatibility/identity. Inspect pack for signs of deterioration or damage. Risk of adverse reaction/infection, including vCJD.</p>  <p style="text-align: right;"><b>Volume UNIT</b></p> <p>This component was collected in CPD anticoagulant and is suspended in 165 millilitres of additive solution of the following composition:</p> <table style="width: 100%; border-collapse: collapse;"> <tr><td>Sodium Chloride</td><td style="text-align: right;">150.0</td></tr> <tr><td>Adenine</td><td style="text-align: right;">1.25</td></tr> <tr><td>Anhydrous Glucose</td><td style="text-align: right;">45.4</td></tr> <tr><td>Mannitol</td><td style="text-align: right;">28.8</td></tr> </table> <p style="text-align: right;"><b>DO NOT VENT</b></p>	Sodium Chloride	150.0	Adenine	1.25	Anhydrous Glucose	45.4	Mannitol	28.8	G057 Portfolio Page 12	<p><b>RED CELLS IN ADDITIVE SOLUTION PK1 LEUCOCYTE DEPLETED, IRRADIATED</b> STORE AT 4°C ± 2°C</p> <p>Always check patient/component compatibility/identity. Inspect pack for signs of deterioration or damage. Risk of adverse reaction/infection, including vCJD.</p>  <p style="text-align: right;"><b>Volume UNIT</b></p> <p>This component was collected in CPD anticoagulant and is suspended in 165 millilitres of additive solution of the following composition:</p> <table style="width: 100%; border-collapse: collapse;"> <tr><td>Sodium Chloride</td><td style="text-align: right;">150.0</td></tr> <tr><td>Adenine</td><td style="text-align: right;">1.25</td></tr> <tr><td>Anhydrous Glucose</td><td style="text-align: right;">45.4</td></tr> <tr><td>Mannitol</td><td style="text-align: right;">28.8</td></tr> </table> <p style="text-align: right;"><b>DO NOT VENT</b></p>	Sodium Chloride	150.0	Adenine	1.25	Anhydrous Glucose	45.4	Mannitol	28.8	<p><b>RED CELLS IN ADDITIVE SOLUTION LD IRRADIATED, PACK 1</b> STORE AT 4°C ± 2°C</p> <p>Always check patient/component compatibility/identity. Inspect pack for signs of deterioration or damage. Risk of adverse reaction/infection, including vCJD.</p>  <p style="text-align: right;"><b>Volume UNIT</b></p> <p>This component was collected in CPD anticoagulant and is suspended in 165 millilitres of additive solution of the following composition:</p> <table style="width: 100%; border-collapse: collapse;"> <tr><td>Sodium Chloride</td><td style="text-align: right;">150.0</td></tr> <tr><td>Adenine</td><td style="text-align: right;">1.25</td></tr> <tr><td>Anhydrous Glucose</td><td style="text-align: right;">45.4</td></tr> <tr><td>Mannitol</td><td style="text-align: right;">28.8</td></tr> </table> <p style="text-align: right;"><b>DO NOT VENT</b></p>	Sodium Chloride	150.0	Adenine	1.25	Anhydrous Glucose	45.4	Mannitol	28.8
	Sodium Chloride	150.0																																			
Adenine	1.25																																				
Anhydrous Glucose	45.4																																				
Mannitol	28.8																																				
Sodium Chloride	150.0																																				
Adenine	1.25																																				
Anhydrous Glucose	45.4																																				
Mannitol	28.8																																				
Sodium Chloride	150.0																																				
Adenine	1.25																																				
Anhydrous Glucose	45.4																																				
Mannitol	28.8																																				
Sodium Chloride	150.0																																				
Adenine	1.25																																				
Anhydrous Glucose	45.4																																				
Mannitol	28.8																																				
0058 Portfolio Page 11	<p><b>RED CELLS IN ADDITIVE SOLUTION LEUCOCYTE DEPLETED PACK 2</b> STORE AT 4°C ± 2°C</p> <p>Always check patient/component compatibility/identity. Inspect pack for signs of deterioration or damage. Risk of adverse reaction/infection, including vCJD.</p>  <p style="text-align: right;"><b>Volume UNIT</b></p> <p>This component was collected in CPD anticoagulant and is suspended in 105 millilitres of additive solution of the following composition:</p> <table style="width: 100%; border-collapse: collapse;"> <tr><td>Sodium Chloride</td><td style="text-align: right;">150.0</td></tr> <tr><td>Adenine</td><td style="text-align: right;">1.25</td></tr> <tr><td>Anhydrous Glucose</td><td style="text-align: right;">45.4</td></tr> <tr><td>Mannitol</td><td style="text-align: right;">28.8</td></tr> </table> <p style="text-align: right;"><b>DO NOT VENT</b></p>	Sodium Chloride	150.0	Adenine	1.25	Anhydrous Glucose	45.4	Mannitol	28.8	<p><b>RED CELLS IN ADDITIVE SOLUTION LD PACK 2</b> STORE AT 4°C ± 2°C</p> <p>Always check patient/component compatibility/identity. Inspect pack for signs of deterioration or damage. Risk of adverse reaction/infection, including vCJD.</p>  <p style="text-align: right;"><b>Volume UNIT</b></p> <p>This component was collected in CPD anticoagulant and is suspended in 105 millilitres of additive solution of the following composition:</p> <table style="width: 100%; border-collapse: collapse;"> <tr><td>Sodium Chloride</td><td style="text-align: right;">150.0</td></tr> <tr><td>Adenine</td><td style="text-align: right;">1.25</td></tr> <tr><td>Anhydrous Glucose</td><td style="text-align: right;">45.4</td></tr> <tr><td>Mannitol</td><td style="text-align: right;">28.8</td></tr> </table> <p style="text-align: right;"><b>DO NOT VENT</b></p>	Sodium Chloride	150.0	Adenine	1.25	Anhydrous Glucose	45.4	Mannitol	28.8	G058 Portfolio Page 12	<p><b>RED CELLS IN ADDITIVE SOLUTION PK2 LEUCOCYTE DEPLETED, IRRADIATED</b> STORE AT 4°C ± 2°C</p> <p>Always check patient/component compatibility/identity. Inspect pack for signs of deterioration or damage. Risk of adverse reaction/infection, including vCJD.</p>  <p style="text-align: right;"><b>Volume UNIT</b></p> <p>This component was collected in CPD anticoagulant and is suspended in 105 millilitres of additive solution of the following composition:</p> <table style="width: 100%; border-collapse: collapse;"> <tr><td>Sodium Chloride</td><td style="text-align: right;">150.0</td></tr> <tr><td>Adenine</td><td style="text-align: right;">1.25</td></tr> <tr><td>Anhydrous Glucose</td><td style="text-align: right;">45.4</td></tr> <tr><td>Mannitol</td><td style="text-align: right;">28.8</td></tr> </table> <p style="text-align: right;"><b>DO NOT VENT</b></p>	Sodium Chloride	150.0	Adenine	1.25	Anhydrous Glucose	45.4	Mannitol	28.8	<p><b>RED CELLS IN ADDITIVE SOLUTION LD IRRADIATED, PACK 2</b> STORE AT 4°C ± 2°C</p> <p>Always check patient/component compatibility/identity. Inspect pack for signs of deterioration or damage. Risk of adverse reaction/infection, including vCJD.</p>  <p style="text-align: right;"><b>Volume UNIT</b></p> <p>This component was collected in CPD anticoagulant and is suspended in 105 millilitres of additive solution of the following composition:</p> <table style="width: 100%; border-collapse: collapse;"> <tr><td>Sodium Chloride</td><td style="text-align: right;">150.0</td></tr> <tr><td>Adenine</td><td style="text-align: right;">1.25</td></tr> <tr><td>Anhydrous Glucose</td><td style="text-align: right;">45.4</td></tr> <tr><td>Mannitol</td><td style="text-align: right;">28.8</td></tr> </table> <p style="text-align: right;"><b>DO NOT VENT</b></p>	Sodium Chloride	150.0	Adenine	1.25	Anhydrous Glucose	45.4	Mannitol	28.8
	Sodium Chloride	150.0																																			
Adenine	1.25																																				
Anhydrous Glucose	45.4																																				
Mannitol	28.8																																				
Sodium Chloride	150.0																																				
Adenine	1.25																																				
Anhydrous Glucose	45.4																																				
Mannitol	28.8																																				
Sodium Chloride	150.0																																				
Adenine	1.25																																				
Anhydrous Glucose	45.4																																				
Mannitol	28.8																																				
Sodium Chloride	150.0																																				
Adenine	1.25																																				
Anhydrous Glucose	45.4																																				
Mannitol	28.8																																				

**Product Harmonisation - New Product Labels**

Prod Code	Current Label	New Label from 15/05/17	Prod Code	Current Label	New Label from 15/05/17																																
0074 Portfolio Page 13	<p><b>RED CELLS IN 100ml ADDITIVE SOLN WASHED CLOSED SYSTEM PREPARATION</b> STORE AT 4°C ± 2°C</p> <p>Always check patient/component compatibility/identity Inspect pack for signs of deterioration or damage Risk of adverse reaction/infection, including vCJD</p>  <p align="right"><b>Volume UNIT</b></p> <p>This component was collected in CPD anticoagulant and is suspended in 100 millilitres of additive solution of the following composition:</p> <table border="0"> <tr><td>Sodium Chloride</td><td>150.0</td></tr> <tr><td>Adenine</td><td>1.25</td></tr> <tr><td>Anhydrous Glucose</td><td>45.4</td></tr> <tr><td>Mannitol</td><td>28.8</td></tr> </table> <p align="right"><b>DO NOT VENT</b></p>	Sodium Chloride	150.0	Adenine	1.25	Anhydrous Glucose	45.4	Mannitol	28.8	<p><b>RED CELLS, WASHED, LD</b> STORE AT 4°C ± 2°C</p> <p>Always check patient/component compatibility/identity Inspect pack for signs of deterioration or damage Risk of adverse reaction/infection, including vCJD</p>  <p align="right"><b>Volume UNIT</b></p> <p>This component was collected in CPD anticoagulant and is suspended in 80 millilitres of additive solution of the following composition:</p> <table border="0"> <tr><td>Sodium Chloride</td><td>150.0</td></tr> <tr><td>Adenine</td><td>1.25</td></tr> <tr><td>Anhydrous Glucose</td><td>45.4</td></tr> <tr><td>Mannitol</td><td>28.8</td></tr> </table> <p align="right"><b>DO NOT VENT</b></p>	Sodium Chloride	150.0	Adenine	1.25	Anhydrous Glucose	45.4	Mannitol	28.8	G074 Portfolio Page 14	<p><b>RED CELLS IN 100ml ADDITIVE SOLN WASHED, IRRADIATED</b> STORE AT 4°C ± 2°C</p> <p>Always check patient/component compatibility/identity Inspect pack for signs of deterioration or damage Risk of adverse reaction/infection, including vCJD</p>  <p align="right"><b>Volume UNIT</b></p> <p>This component was collected in CPD anticoagulant and is suspended in 100 millilitres of additive solution of the following composition:</p> <table border="0"> <tr><td>Sodium Chloride</td><td>150.0</td></tr> <tr><td>Adenine</td><td>1.25</td></tr> <tr><td>Anhydrous Glucose</td><td>45.4</td></tr> <tr><td>Mannitol</td><td>28.8</td></tr> </table>	Sodium Chloride	150.0	Adenine	1.25	Anhydrous Glucose	45.4	Mannitol	28.8	<p><b>RED CELLS, WASHED, LD IRRADIATED</b> STORE AT 4°C ± 2°C</p> <p>Always check patient/component compatibility/identity Inspect pack for signs of deterioration or damage Risk of adverse reaction/infection, including vCJD</p>  <p align="right"><b>Volume UNIT</b></p> <p>This component was collected in CPD anticoagulant and is suspended in 80 millilitres of additive solution of the following composition:</p> <table border="0"> <tr><td>Sodium Chloride</td><td>150.0</td></tr> <tr><td>Adenine</td><td>1.25</td></tr> <tr><td>Anhydrous Glucose</td><td>45.4</td></tr> <tr><td>Mannitol</td><td>28.8</td></tr> </table> <p align="right"><b>DO NOT VENT</b></p>	Sodium Chloride	150.0	Adenine	1.25	Anhydrous Glucose	45.4	Mannitol	28.8
Sodium Chloride	150.0																																				
Adenine	1.25																																				
Anhydrous Glucose	45.4																																				
Mannitol	28.8																																				
Sodium Chloride	150.0																																				
Adenine	1.25																																				
Anhydrous Glucose	45.4																																				
Mannitol	28.8																																				
Sodium Chloride	150.0																																				
Adenine	1.25																																				
Anhydrous Glucose	45.4																																				
Mannitol	28.8																																				
Sodium Chloride	150.0																																				
Adenine	1.25																																				
Anhydrous Glucose	45.4																																				
Mannitol	28.8																																				
0071 Portfolio Page 15	<p><b>RED CELLS THAWED AND WASHED</b> STORE AT 4°C ± 2°C</p> <p>Always check patient/component compatibility/identity Inspect pack for signs of deterioration or damage Risk of adverse reaction/infection, including vCJD</p>  <p align="right"><b>Volume UNIT</b></p> <p>This component has been washed in isotonic saline solution 100 millilitres of which contains:</p> <table border="0"> <tr><td>Sodium Chloride</td><td>154.0</td></tr> </table> <p align="right"><b>DO NOT VENT</b></p>	Sodium Chloride	154.0	<p><b>RED CELLS THAWED AND WASHED, LD MANUAL PREPARATION</b> STORE AT 4°C ± 2°C</p> <p>Always check patient/component compatibility/identity Inspect pack for signs of deterioration or damage Risk of adverse reaction/infection, including vCJD</p>  <p align="right"><b>Volume UNIT</b></p> <p>This component has been washed in isotonic saline solution 100 millilitres of which contains:</p> <table border="0"> <tr><td>Sodium Chloride</td><td>154.0</td></tr> </table> <p align="right"><b>DO NOT VENT</b></p>	Sodium Chloride	154.0	0072 Portfolio Page 16	<p><b>RED CELLS THAWED AND WASHED CLOSED SYSTEM PREPARATION</b> STORE AT 4°C ± 2°C</p> <p>Always check patient/component compatibility/identity Inspect pack for signs of deterioration or damage Risk of adverse reaction/infection, including vCJD</p>  <p align="right"><b>Volume UNIT</b></p> <p>This component was collected in CPD anticoagulant and is suspended in 100 millilitres of additive solution of the following composition:</p> <table border="0"> <tr><td>Sodium Chloride</td><td>150.0</td></tr> <tr><td>Adenine</td><td>1.25</td></tr> <tr><td>Anhydrous Glucose</td><td>45.4</td></tr> <tr><td>Mannitol</td><td>28.8</td></tr> </table> <p align="right"><b>DO NOT VENT</b></p>	Sodium Chloride	150.0	Adenine	1.25	Anhydrous Glucose	45.4	Mannitol	28.8	<p><b>RED CELLS THAWED AND WASHED, LD CLOSED SYSTEM PREPARATION</b> STORE AT 4°C ± 2°C</p> <p>Always check patient/component compatibility/identity Inspect pack for signs of deterioration or damage Risk of adverse reaction/infection, including vCJD</p>  <p align="right"><b>Volume UNIT</b></p> <p>This component was collected in CPD anticoagulant and is suspended in 80 millilitres of additive solution of the following composition:</p> <table border="0"> <tr><td>Sodium Chloride</td><td>150.0</td></tr> <tr><td>Adenine</td><td>1.25</td></tr> <tr><td>Anhydrous Glucose</td><td>45.4</td></tr> <tr><td>Mannitol</td><td>28.8</td></tr> </table> <p align="right"><b>DO NOT VENT</b></p>	Sodium Chloride	150.0	Adenine	1.25	Anhydrous Glucose	45.4	Mannitol	28.8												
Sodium Chloride	154.0																																				
Sodium Chloride	154.0																																				
Sodium Chloride	150.0																																				
Adenine	1.25																																				
Anhydrous Glucose	45.4																																				
Mannitol	28.8																																				
Sodium Chloride	150.0																																				
Adenine	1.25																																				
Anhydrous Glucose	45.4																																				
Mannitol	28.8																																				
0451 See also: 0452, 0453, 0459 Portfolio Page 22	<p><b>PLATELETS, APHERESIS LEUCODEPLETED PACK 1</b> STORE AT 22°C ± 2°C EXTENDED LIFE AGITATE GENTLY THROUGHOUT STORAGE</p> <p>Always check patient/component compatibility/identity Inspect pack for signs of deterioration or damage Risk of adverse reaction/infection, including vCJD</p>  <p align="right"><b>Volume UNIT</b></p>	<p><b>PLATELETS, APHERESIS, LD PACK 1</b> STORE AT 22°C ± 2°C EXTENDED LIFE AGITATE GENTLY THROUGHOUT STORAGE</p> <p>Always check patient/component compatibility/identity Inspect pack for signs of deterioration or damage Risk of adverse reaction/infection, including vCJD</p>  <p align="right"><b>Volume UNIT</b></p>	G451 See also: G452, G453, G459 Portfolio Page 23	<p><b>PLATELETS, APHERESIS LEUCODEPLETED, Irradiated PACK 1</b> STORE AT 22°C ± 2°C EXTENDED LIFE AGITATE GENTLY THROUGHOUT STORAGE</p> <p>Always check patient/component compatibility/identity Inspect pack for signs of deterioration or damage Risk of adverse reaction/infection, including vCJD</p>  <p align="right"><b>Volume UNIT</b></p>	<p><b>PLATELETS, APHERESIS LD IRRADIATED, PACK 1</b> STORE AT 22°C ± 2°C EXTENDED LIFE AGITATE GENTLY THROUGHOUT STORAGE</p> <p>Always check patient/component compatibility/identity Inspect pack for signs of deterioration or damage Risk of adverse reaction/infection, including vCJD</p>  <p align="right"><b>Volume UNIT</b></p>																																













**Product Harmonisation - New Product Labels**

Prod Code	Current Label	New Label from 15/05/17	Prod Code	Current Label	New Label from 15/05/17
0E83 Portfolio Page 24	<p><b>PLATELETS POOLED IN ADDITIVE SOLUTION AND PLASMA LEUCODEPLETED</b> Agitate gently in storage STORE AT 22°C ± 2°C EXTENDED LIFE</p> <p>Always check patient/component compatibility/identity Inspect pack for signs of deterioration or damage Risk of adverse reaction/infection, including vCJD</p>  <p align="right">Volume UNIT</p>	<p><b>PLATELETS POOLED IN ADDITIVE SOLUTION AND PLASMA LD</b> AGITATE GENTLY THROUGHOUT STORAGE STORE AT 22°C ± 2°C EXTENDED LIFE</p> <p>Always check patient/component compatibility/identity Inspect pack for signs of deterioration or damage Risk of adverse reaction/infection, including vCJD</p>  <p align="right">Volume UNIT</p>	GE83 Portfolio Page 25	<p><b>PLATELETS POOLED IN ADDITIVE SOLUTION AND PLASMA, Irradiated LEUCODEPLETED</b> Agitate gently in storage STORE AT 22°C ± 2°C EXTENDED LIFE</p> <p>Always check patient/component compatibility/identity Inspect pack for signs of deterioration or damage Risk of adverse reaction/infection, including vCJD</p>  <p align="right">Volume UNIT</p>	<p><b>PLATELETS POOLED In Additive Solution And Plasma, LD, IRRADIATED</b> AGITATE GENTLY THROUGHOUT STORAGE STORE AT 22°C ± 2°C EXTENDED LIFE</p> <p>Always check patient/component compatibility/identity Inspect pack for signs of deterioration or damage Risk of adverse reaction/infection, including vCJD</p>  <p align="right">Volume UNIT</p>
0421 See also: 0422 0423 0429 Portfolio Page 26	<p><b>PLATELETS Apheresis In ADDITIVE SOLUTION PACK 1</b> STORE AT 22°C ± 2°C AGITATE GENTLY THROUGHOUT STORAGE</p> <p>Always check patient/component compatibility/identity Inspect pack for signs of deterioration or damage Risk of adverse reaction/infection, including vCJD</p>  <p align="right">Volume UNIT</p>	<p><b>PLATELETS Apheresis In ADDITIVE SOLUTION LD, PACK 1</b> STORE AT 22°C ± 2°C AGITATE GENTLY THROUGHOUT STORAGE</p> <p>Always check patient/component compatibility/identity Inspect pack for signs of deterioration or damage Risk of adverse reaction/infection, including vCJD</p>  <p align="right">Volume UNIT</p>	G421 See also: G422 G423 G429 Portfolio Page 27	<p><b>PLATELETS Apheresis In ADDITIVE SOLUTION IRRADIATED PACK 1</b> STORE AT 22°C ± 2°C AGITATE GENTLY THROUGHOUT STORAGE</p> <p>Always check patient/component compatibility/identity Inspect pack for signs of deterioration or damage Risk of adverse reaction/infection, including vCJD</p>  <p align="right">Volume UNIT</p>	<p><b>PLATELETS Apheresis In ADDITIVE SOLUTION, LD, IRRADIATED PACK 1</b> STORE AT 22°C ± 2°C AGITATE GENTLY THROUGHOUT STORAGE</p> <p>Always check patient/component compatibility/identity Inspect pack for signs of deterioration or damage Risk of adverse reaction/infection, including vCJD</p>  <p align="right">Volume UNIT</p>
L551 See also: L552 Portfolio Page 32	<p><b>FRESH FROZEN PLASMA LEUCOCYTE DEPLETED</b> STORE FROZEN AT -26°C OR BELOW TIME THAWED _____ DATE _____</p> <p>USE WITHIN 4 HOURS IF HELD AT 20 - 24°C OR UP TO 120 HOURS IF HELD AT 2 - 8°C DEPENDING ON INDICATION Always check patient/component compatibility/identity Inspect pack for signs of deterioration or damage Risk of adverse reaction/infection, including vCJD</p>  <p align="right"><b>PACK 01</b> UNIT</p>	<p><b>FRESH FROZEN PLASMA, LD</b> STORE FROZEN AT -26°C OR BELOW TIME THAWED _____ DATE _____</p> <p>USE WITHIN 4 HOURS IF HELD AT 20 - 24°C OR UP TO 120 HOURS IF HELD AT 2 - 8°C DEPENDING ON INDICATION Always check patient/component compatibility/identity Inspect pack for signs of deterioration or damage Risk of adverse reaction/infection, including vCJD</p>  <p align="right"><b>PACK 01</b> UNIT</p>	L553 Portfolio Page 32	<p><b>FRESH FROZEN PLASMA LEUCOCYTE DEPLETED</b> STORE FROZEN AT -26°C OR BELOW TIME THAWED _____ DATE _____</p> <p>USE WITHIN 4 HOURS IF HELD AT 20 - 24°C OR UP TO 120 HOURS IF HELD AT 2 - 8°C DEPENDING ON INDICATION Always check patient/component compatibility/identity Inspect pack for signs of deterioration or damage Risk of adverse reaction/infection, including vCJD</p>  <p align="right">Volume UNIT</p>	<p><b>FRESH FROZEN PLASMA, LD</b> STORE FROZEN AT -26°C OR BELOW TIME THAWED _____ DATE _____</p> <p>USE WITHIN 4 HOURS IF HELD AT 20 - 24°C OR UP TO 120 HOURS IF HELD AT 2 - 8°C DEPENDING ON INDICATION Always check patient/component compatibility/identity Inspect pack for signs of deterioration or damage Risk of adverse reaction/infection, including vCJD</p>  <p align="right">Volume UNIT</p>













**Product Harmonisation - New Product Labels**

Prod Code	Current Label	New Label from 15/05/17	Prod Code	Current Label	New Label from 15/05/17																																																
L554 See also: L555	<b>FRESH FROZEN PLASMA LEUCOCYTE DEPLETED PACK 1</b> STORE FROZEN AT -26°C OR BELOW TIME THAWED _____ DATE _____ <small>USE WITHIN 4 HOURS IF HELD AT 20-24°C OR UP TO 120 HOURS IF HELD AT 2-9°C DEPENDING ON INDICATION Always check patient/component compatibility/identity Inspect pack for signs of deterioration or damage Risk of adverse reaction/infection, including vCJD</small>	<b>FRESH FROZEN PLASMA, LD PACK 1</b> STORE FROZEN AT -26°C OR BELOW TIME THAWED _____ DATE _____ <small>USE WITHIN 4 HOURS IF HELD AT 20-24°C OR UP TO 120 HOURS IF HELD AT 2-9°C DEPENDING ON INDICATION Always check patient/component compatibility/identity Inspect pack for signs of deterioration or damage Risk of adverse reaction/infection, including vCJD</small>	LF15	<b>FRESH FROZEN PLASMA LEUCOCYTE DEPLETED</b> STORE FROZEN AT -26°C OR BELOW TIME THAWED _____ DATE _____ <small>USE WITHIN 4 HOURS IF HELD AT 20-24°C OR UP TO 120 HOURS IF HELD AT 2-9°C DEPENDING ON INDICATION Always check patient/component compatibility/identity Inspect pack for signs of deterioration or damage Risk of adverse reaction/infection, including vCJD</small>	<b>FRESH FROZEN PLASMA LD</b> STORE FROZEN AT -26°C OR BELOW TIME THAWED _____ DATE _____ <small>USE WITHIN 4 HOURS IF HELD AT 20-24°C OR UP TO 120 HOURS IF HELD AT 2-9°C DEPENDING ON INDICATION Always check patient/component compatibility/identity Inspect pack for signs of deterioration or damage Risk of adverse reaction/infection, including vCJD</small>																																																
Portfolio Page 32	Volume UNIT	Volume UNIT	Portfolio Page 32	Volume UNIT	Volume UNIT																																																
L531	<b>CRYOPRECIPITATE LEUCOCYTE DEPLETED</b> STORE FROZEN AT -26°C OR BELOW USE WITHIN 4 HOURS OF THAWING TIME THAWED _____ DATE _____ <small>Always check patient/component compatibility/identity Inspect pack for signs of deterioration or damage Risk of adverse reaction/infection, including vCJD</small>	<b>CRYOPRECIPITATE, LD</b> STORE FROZEN AT -26°C OR BELOW USE WITHIN 4 HOURS OF THAWING TIME THAWED _____ DATE _____ <small>Always check patient/component compatibility/identity Inspect pack for signs of deterioration or damage Risk of adverse reaction/infection, including vCJD</small>	L571	<b>CRYOPRECIPITATE POOLED LEUCODEPLETED</b> STORE FROZEN AT -26°C OR BELOW USE WITHIN 4 HOURS OF THAWING TIME THAWED _____ DATE _____ <small>Always check patient/component compatibility/identity Inspect pack for signs of deterioration or damage Risk of adverse reaction/infection, including vCJD</small>	<b>CRYOPRECIPITATE POOLED, LD</b> STORE FROZEN AT -26°C OR BELOW USE WITHIN 4 HOURS OF THAWING TIME THAWED _____ DATE _____ <small>Always check patient/component compatibility/identity Inspect pack for signs of deterioration or damage Risk of adverse reaction/infection, including vCJD</small>																																																
Portfolio Page 33	Volume UNIT	Volume UNIT	Portfolio Page 34	Volume UNIT	Volume UNIT																																																
GY35	<b>RED CELLS (CPD) LEUCOCYTE DEPLETED, IRRADIATED FOR INTRA-UTERINE TRANSFUSION</b> STORE AT 4°C ± 2°C <small>Always check patient/component compatibility/identity Inspect pack for signs of deterioration or damage Risk of adverse reaction/infection, including vCJD</small>	<b>RED CELLS FOR INTRA-UTERINE TRANSFUSION, LD, IRRADIATED</b> STORE AT 4°C ± 2°C <small>Always check patient/component compatibility/identity Inspect pack for signs of deterioration or damage Risk of adverse reaction/infection, including vCJD</small>	OB21 See also: OB22 to OB26	<b>RED CELLS IN ADDITIVE SOLUTION LEUCOCYTE DEPLETED FOR NEONATAL USE</b> STORE AT 4°C ± 2°C <small>Always check patient/component compatibility/identity Inspect pack for signs of deterioration or damage Risk of adverse reaction/infection, including vCJD</small>	<b>RED CELLS IN ADDITIVE SOLUTION, LD FOR NEONATAL USE</b> STORE AT 4°C ± 2°C <small>Always check patient/component compatibility/identity Inspect pack for signs of deterioration or damage Risk of adverse reaction/infection, including vCJD</small>																																																
Portfolio Page 40	Volume UNIT <small>This component was collected in CPD anticoagulant, 100 millilitres of which contains:</small> <table border="0"> <tr><td>Anhydrous Glucose</td><td>129.0</td><td>mmols/l</td></tr> <tr><td>Sodium Citrate</td><td>85.4</td><td></td></tr> <tr><td>Citric Acid Monohydrate</td><td>15.6</td><td></td></tr> <tr><td>Sodium Dihydrogen Phosphate Dihydrate</td><td>16.1</td><td></td></tr> </table> <b>DO NOT VENT</b>	Anhydrous Glucose	129.0	mmols/l	Sodium Citrate	85.4		Citric Acid Monohydrate	15.6		Sodium Dihydrogen Phosphate Dihydrate	16.1		Volume UNIT <small>This component was collected in CPD anticoagulant, 100 millilitres of which contains:</small> <table border="0"> <tr><td>Anhydrous Glucose</td><td>129.0</td><td>mmols/l</td></tr> <tr><td>Sodium Citrate</td><td>85.4</td><td></td></tr> <tr><td>Citric Acid Monohydrate</td><td>15.6</td><td></td></tr> <tr><td>Sodium Dihydrogen Phosphate Dihydrate</td><td>16.1</td><td></td></tr> </table> <b>DO NOT VENT</b>	Anhydrous Glucose	129.0	mmols/l	Sodium Citrate	85.4		Citric Acid Monohydrate	15.6		Sodium Dihydrogen Phosphate Dihydrate	16.1		Portfolio Page 41	<b>PACK 01</b> UNIT <small>This component was collected in CPD anticoagulant and is suspended in 105 millilitres of additive solution of the following composition:</small> <table border="0"> <tr><td>Sodium Chloride</td><td>150.0</td><td>mmols/l</td></tr> <tr><td>Adenine</td><td>1.25</td><td></td></tr> <tr><td>Anhydrous Glucose</td><td>45.4</td><td></td></tr> <tr><td>Mannitol</td><td>28.8</td><td></td></tr> </table> <b>DO NOT VENT</b>	Sodium Chloride	150.0	mmols/l	Adenine	1.25		Anhydrous Glucose	45.4		Mannitol	28.8		<b>PACK 01</b> UNIT <small>This component was collected in CPD anticoagulant and is suspended in 105 millilitres of additive solution of the following composition:</small> <table border="0"> <tr><td>Sodium Chloride</td><td>150.0</td><td>mmols/l</td></tr> <tr><td>Adenine</td><td>1.25</td><td></td></tr> <tr><td>Anhydrous Glucose</td><td>45.4</td><td></td></tr> <tr><td>Mannitol</td><td>28.8</td><td></td></tr> </table> <b>DO NOT VENT</b>	Sodium Chloride	150.0	mmols/l	Adenine	1.25		Anhydrous Glucose	45.4		Mannitol	28.8	
Anhydrous Glucose	129.0	mmols/l																																																			
Sodium Citrate	85.4																																																				
Citric Acid Monohydrate	15.6																																																				
Sodium Dihydrogen Phosphate Dihydrate	16.1																																																				
Anhydrous Glucose	129.0	mmols/l																																																			
Sodium Citrate	85.4																																																				
Citric Acid Monohydrate	15.6																																																				
Sodium Dihydrogen Phosphate Dihydrate	16.1																																																				
Sodium Chloride	150.0	mmols/l																																																			
Adenine	1.25																																																				
Anhydrous Glucose	45.4																																																				
Mannitol	28.8																																																				
Sodium Chloride	150.0	mmols/l																																																			
Adenine	1.25																																																				
Anhydrous Glucose	45.4																																																				
Mannitol	28.8																																																				

**Product Harmonisation - New Product Labels**

Prod Code	Current Label	New Label from 15/05/17	Prod Code	Current Label	New Label from 15/05/17																																
GB21 See also: GB22 to GB26 Portfolio Page 42	<p><b>RED CELLS IN ADDITIVE SOLUTION LEUCOCYTE DEPLETED, IRRADIATED FOR NEONATAL USE</b> STORE AT 4°C ± 2°C</p> <p>Always check patient/component compatibility/identity. Inspect pack for signs of deterioration or damage. Risk of adverse reaction/infection, including vCJD.</p>  <p><b>PACK 01</b> UNIT</p> <p>This component was collected in CPD anticoagulant and is suspended in 105 millilitres of additive solution of the following composition:</p> <table border="1"> <tr><td>Sodium Chloride</td><td>150.0</td></tr> <tr><td>Alanine</td><td>1.25</td></tr> <tr><td>Anhydrous Glucose</td><td>45.4</td></tr> <tr><td>Mannitol</td><td>28.8</td></tr> </table> <p align="right"><b>DO NOT VENT</b></p>	Sodium Chloride	150.0	Alanine	1.25	Anhydrous Glucose	45.4	Mannitol	28.8	<p><b>RED CELLS IN ADDITIVE SOLUTION, LD IRRADIATED, FOR NEONATAL USE</b> STORE AT 4°C ± 2°C</p> <p>Always check patient/component compatibility/identity. Inspect pack for signs of deterioration or damage. Risk of adverse reaction/infection, including vCJD.</p>  <p><b>PACK 01</b> UNIT</p> <p>This component was collected in CPD anticoagulant and is suspended in 105 millilitres of additive solution of the following composition:</p> <table border="1"> <tr><td>Sodium Chloride</td><td>150.0</td></tr> <tr><td>Alanine</td><td>1.25</td></tr> <tr><td>Anhydrous Glucose</td><td>45.4</td></tr> <tr><td>Mannitol</td><td>28.8</td></tr> </table> <p align="right"><b>DO NOT VENT</b></p>	Sodium Chloride	150.0	Alanine	1.25	Anhydrous Glucose	45.4	Mannitol	28.8	GX22 Portfolio Page 43	<p><b>RED CELLS (CPD) IRRADIATED FOR EXCHANGE TRANSFUSION</b> STORE AT 4°C ± 2°C</p> <p>Always check patient/component compatibility/identity. Inspect pack for signs of deterioration or damage. Risk of adverse reaction/infection, including vCJD.</p>  <p><b>Volume UNIT</b></p> <p>This component was collected in CPD anticoagulant, 100 millilitres of which contains:</p> <table border="1"> <tr><td>Anhydrous Glucose</td><td>129.0</td></tr> <tr><td>Sodium Chloride</td><td>88.4</td></tr> <tr><td>Citric Acid Monohydrate</td><td>15.6</td></tr> <tr><td>Sodium Dihydrogen Phosphate Dihydrate</td><td>16.1</td></tr> </table> <p align="right"><b>DO NOT VENT</b></p>	Anhydrous Glucose	129.0	Sodium Chloride	88.4	Citric Acid Monohydrate	15.6	Sodium Dihydrogen Phosphate Dihydrate	16.1	<p><b>RED CELLS (CPD), LD, IRRADIATED FOR NEONATAL EXCHANGE TRANSFUSION</b> STORE AT 4°C ± 2°C</p> <p>Always check patient/component compatibility/identity. Inspect pack for signs of deterioration or damage. Risk of adverse reaction/infection, including vCJD.</p>  <p><b>Volume UNIT</b></p> <p>This component was collected in CPD anticoagulant, 100 millilitres of which contains:</p> <table border="1"> <tr><td>Anhydrous Glucose</td><td>129.0</td></tr> <tr><td>Sodium Chloride</td><td>89.4</td></tr> <tr><td>Citric Acid Monohydrate</td><td>15.6</td></tr> <tr><td>Sodium Dihydrogen Phosphate Dihydrate</td><td>16.1</td></tr> </table> <p align="right"><b>DO NOT VENT</b></p>	Anhydrous Glucose	129.0	Sodium Chloride	89.4	Citric Acid Monohydrate	15.6	Sodium Dihydrogen Phosphate Dihydrate	16.1
Sodium Chloride	150.0																																				
Alanine	1.25																																				
Anhydrous Glucose	45.4																																				
Mannitol	28.8																																				
Sodium Chloride	150.0																																				
Alanine	1.25																																				
Anhydrous Glucose	45.4																																				
Mannitol	28.8																																				
Anhydrous Glucose	129.0																																				
Sodium Chloride	88.4																																				
Citric Acid Monohydrate	15.6																																				
Sodium Dihydrogen Phosphate Dihydrate	16.1																																				
Anhydrous Glucose	129.0																																				
Sodium Chloride	89.4																																				
Citric Acid Monohydrate	15.6																																				
Sodium Dihydrogen Phosphate Dihydrate	16.1																																				
OX25 Portfolio Page 44	<p><b>RED CELLS IN ADDITIVE SOLUTION LEUCOCYTE DEPLETED</b> STORE AT 4°C ± 2°C Tested and found negative for significant red cell alloantibodies</p> <p>Always check patient/component compatibility/identity. Inspect pack for signs of deterioration or damage. Risk of adverse reaction/infection, including vCJD.</p>  <p><b>Volume UNIT</b></p> <p>This component was collected in CPD anticoagulant and is suspended in 105 millilitres of additive solution of the following composition:</p> <table border="1"> <tr><td>Sodium Chloride</td><td>150.0</td></tr> <tr><td>Alanine</td><td>1.25</td></tr> <tr><td>Anhydrous Glucose</td><td>45.4</td></tr> <tr><td>Mannitol</td><td>28.8</td></tr> </table> <p align="right"><b>DO NOT VENT</b></p>	Sodium Chloride	150.0	Alanine	1.25	Anhydrous Glucose	45.4	Mannitol	28.8	<p><b>RED CELLS IN ADDITIVE SOLUTION, LD FOR NEONATES AND INFANTS</b> STORE AT 4°C ± 2°C Tested and found negative for significant red cell alloantibodies</p> <p>Always check patient/component compatibility/identity. Inspect pack for signs of deterioration or damage. Risk of adverse reaction/infection, including vCJD.</p>  <p><b>Volume UNIT</b></p> <p>This component was collected in CPD anticoagulant and is suspended in 105 millilitres of additive solution of the following composition:</p> <table border="1"> <tr><td>Sodium Chloride</td><td>150.0</td></tr> <tr><td>Alanine</td><td>1.25</td></tr> <tr><td>Anhydrous Glucose</td><td>45.4</td></tr> <tr><td>Mannitol</td><td>28.8</td></tr> </table> <p align="right"><b>DO NOT VENT</b></p>	Sodium Chloride	150.0	Alanine	1.25	Anhydrous Glucose	45.4	Mannitol	28.8	GX25 Portfolio Page 45	<p><b>RED CELLS IN ADDITIVE SOLUTION LEUCOCYTE DEPLETED, IRRADIATED</b> STORE AT 4°C ± 2°C Tested and found negative for significant red cell alloantibodies</p> <p>Always check patient/component compatibility/identity. Inspect pack for signs of deterioration or damage. Risk of adverse reaction/infection, including vCJD.</p>  <p><b>Volume UNIT</b></p> <p>This component was collected in CPD anticoagulant and is suspended in 105 millilitres of additive solution of the following composition:</p> <table border="1"> <tr><td>Sodium Chloride</td><td>150.0</td></tr> <tr><td>Alanine</td><td>1.25</td></tr> <tr><td>Anhydrous Glucose</td><td>45.4</td></tr> <tr><td>Mannitol</td><td>28.8</td></tr> </table> <p align="right"><b>DO NOT VENT</b></p>	Sodium Chloride	150.0	Alanine	1.25	Anhydrous Glucose	45.4	Mannitol	28.8	<p><b>RED CELLS IN ADDITIVE SOLUTION, LD for NEONATES and INFANTS, IRRADIATED</b> STORE AT 4°C ± 2°C Tested and found negative for significant red cell alloantibodies</p> <p>Always check patient/component compatibility/identity. Inspect pack for signs of deterioration or damage. Risk of adverse reaction/infection, including vCJD.</p>  <p><b>Volume UNIT</b></p> <p>This component was collected in CPD anticoagulant and is suspended in 105 millilitres of additive solution of the following composition:</p> <table border="1"> <tr><td>Sodium Chloride</td><td>150.0</td></tr> <tr><td>Alanine</td><td>1.25</td></tr> <tr><td>Anhydrous Glucose</td><td>45.4</td></tr> <tr><td>Mannitol</td><td>28.8</td></tr> </table> <p align="right"><b>DO NOT VENT</b></p>	Sodium Chloride	150.0	Alanine	1.25	Anhydrous Glucose	45.4	Mannitol	28.8
Sodium Chloride	150.0																																				
Alanine	1.25																																				
Anhydrous Glucose	45.4																																				
Mannitol	28.8																																				
Sodium Chloride	150.0																																				
Alanine	1.25																																				
Anhydrous Glucose	45.4																																				
Mannitol	28.8																																				
Sodium Chloride	150.0																																				
Alanine	1.25																																				
Anhydrous Glucose	45.4																																				
Mannitol	28.8																																				
Sodium Chloride	150.0																																				
Alanine	1.25																																				
Anhydrous Glucose	45.4																																				
Mannitol	28.8																																				
LF71 See also: LF72 to LF74 Portfolio Page 46	<p><b>FRESH FROZEN PLASMA PAED USE MB TREATED AND REMOVED, NON – UK</b> STORE FROZEN AT – 25°C OR BELOW TIME THAWED _____ DATE _____ USE WITHIN 4 HOURS IF HELD AT 20 – 24°C USE WITHIN 24 HOURS IF HELD AT 4°C Always check patient/component compatibility/identity. Inspect pack for signs of deterioration or damage. This component may transmit infection.</p>  <p><b>PACK 01</b> UNIT</p>	<p><b>FRESH FROZEN PLASMA LARGE VOL MB TREATED AND REMOVED, LD</b> STORE FROZEN AT – 25°C OR BELOW TIME THAWED _____ DATE _____ USE WITHIN 4 HOURS IF HELD AT 20 – 24°C USE WITHIN 24 HOURS IF HELD AT 4°C Always check patient/component compatibility/identity. Inspect pack for signs of deterioration or damage. Risk of adverse reaction/infection, including vCJD.</p>  <p><b>PACK 01</b> UNIT</p>	LF81 See also: LF82 to LF93 Portfolio Page 47	<p><b>FRESH FROZEN PLASMA NEONATAL USE MB TREATED AND REMOVED, NON – UK</b> STORE FROZEN AT – 25°C OR BELOW TIME THAWED _____ DATE _____ USE WITHIN 4 HOURS IF HELD AT 20 – 24°C USE WITHIN 24 HOURS IF HELD AT 4°C Always check patient/component compatibility/identity. Inspect pack for signs of deterioration or damage. This component may transmit infection.</p>  <p><b>PACK 01</b> UNIT</p>	<p><b>FRESH FROZEN PLASMA SMALL VOL MB TREATED AND REMOVED, LD</b> STORE FROZEN AT – 25°C OR BELOW TIME THAWED _____ DATE _____ USE WITHIN 4 HOURS IF HELD AT 20 – 24°C USE WITHIN 24 HOURS IF HELD AT 4°C Always check patient/component compatibility/identity. Inspect pack for signs of deterioration or damage. Risk of adverse reaction/infection, including vCJD.</p>  <p><b>PACK 01</b> UNIT</p>																																

**Product Harmonisation - New Product Labels**

Prod Code	Current Label	New Label from 15/05/17	Prod Code	Current Label	New Label from 15/05/17
LF31 See also; LF33 to LF35 Portfolio Page 48	<p><b>CRYOPRECIPITATE, LEUCODEPLETED MB TREATED AND REMOVED STORE FROZEN AT -25°C OR BELOW USE WITHIN 4 HOURS OF THAWING</b> TIME THAWED _____ DATE _____</p> <p><small>Always check patient/component compatibility/identity. Inspect pack for signs of deterioration or damage. This component may transmit infection.</small></p>  <p align="right">Volume UNIT</p>	<p><b>CRYOPRECIPITATE, METHYLENE BLUE TREATED (MBT) AND REMOVED, LD STORE FROZEN AT -25°C OR BELOW USE WITHIN 4 HOURS OF THAWING</b> TIME THAWED _____ DATE _____</p> <p><small>Always check patient/component compatibility/identity. Inspect pack for signs of deterioration or damage. Risk of adverse reaction/infection, including vCJD.</small></p>  <p align="right">Volume UNIT</p>	LF54 Portfolio Page 49	<p><b>CRYO POOLED FOR PAEDIATRIC USE MB TREATED AND REMOVED, NON UK STORE FROZEN AT -25°C OR BELOW USE WITHIN 4 HOURS OF THAWING</b> TIME THAWED _____ DATE _____</p> <p><small>Always check patient/component compatibility/identity. Inspect pack for signs of deterioration or damage. Risk of adverse reaction/infection, including vCJD.</small></p>  <p align="right">Volume UNIT</p>	<p><b>CRYOPRECIPITATE POOLED METHYLENE BLUE TREATED (MBT) AND REMOVED LD STORE FROZEN AT -25°C OR BELOW USE WITHIN 4 HOURS OF THAWING</b> TIME THAWED _____ DATE _____</p> <p><small>Always check patient/component compatibility/identity. Inspect pack for signs of deterioration or damage. Risk of adverse reaction/infection, including vCJD.</small></p>  <p align="right">Volume UNIT</p>
GN81 Portfolio Page 50	<p><b>PLATELETS HYPERCONCENTRATED, IRRADIATED FOR NEONATAL USE. Agitate gently in storage. STORE AT 22°C ± 2°C</b></p> <p><small>Always check patient/component compatibility/identity. Inspect pack for signs of deterioration or damage. Risk of adverse reaction/infection, including vCJD.</small></p>  <p align="right">Volume UNIT</p>	<p><b>PLATELETS HYPERCONCENTRATED, LD FOR INTRA-UTERINE TRANSFUSION IRRADIATED. Agitate gently throughout storage STORE AT 22°C ± 2°C</b></p> <p><small>Always check patient/component compatibility/identity. Inspect pack for signs of deterioration or damage. Risk of adverse reaction/infection, including vCJD.</small></p>  <p align="right">Volume UNIT</p>	0E11 See also; 0E12 to 0E23 Portfolio Page 51	<p><b>PLATELETS, APHERESIS, PACK 1 LEUCODEPLETED FOR NEONATAL USE. Agitate gently in storage. STORE AT 22°C ± 2°C EXTENDED LIFE</b></p> <p><small>Always check patient/component compatibility/identity. Inspect pack for signs of deterioration or damage. Risk of adverse reaction/infection, including vCJD.</small></p>  <p align="right">Volume UNIT</p>	<p><b>PLATELETS, APHERESIS, LD FOR NEONATAL USE, PACK 1 AGITATE GENTLY THROUGHOUT STORAGE STORE AT 22°C ± 2°C EXTENDED LIFE</b></p> <p><small>Always check patient/component compatibility/identity. Inspect pack for signs of deterioration or damage. Risk of adverse reaction/infection, including vCJD.</small></p>  <p align="right">Volume UNIT</p>
GE11 See also; GE12 to GE23 Portfolio Page 52	<p><b>PLATELETS APHERESIS, PACK 1 LEUCODEPLETED, IRRADIATED FOR NEONATAL USE. Agitate gently in storage. STORE AT 22°C ± 2°C EXTENDED LIFE</b></p> <p><small>Always check patient/component compatibility/identity. Inspect pack for signs of deterioration or damage. Risk of adverse reaction/infection, including vCJD.</small></p>  <p align="right">Volume UNIT</p>	<p><b>PLATELETS APHERESIS, LD PACK 1 IRRADIATED FOR NEONATAL USE. AGITATE GENTLY THROUGHOUT STORAGE STORE AT 22°C ± 2°C EXTENDED LIFE</b></p> <p><small>Always check patient/component compatibility/identity. Inspect pack for signs of deterioration or damage. Risk of adverse reaction/infection, including vCJD.</small></p>  <p align="right">Volume UNIT</p>	G355 Portfolio Page 55	<p><b>GRANULOCYTES, POOLED IN ADDITIVE SOLUTION/PLASMA MIX, IRRADIATED DO NOT AGITATE STORE AT 22°C ± 2°C</b></p> <p><small>Always check patient/component compatibility/identity. Inspect pack for signs of deterioration or damage. Risk of adverse reaction/infection, including vCJD.</small></p>  <p align="right">Volume UNIT</p>	<p><b>GRANULOCYTES, POOLED IN ADDITIVE SOLUTION/PLASMA MIX, IRRADIATED DO NOT AGITATE STORE AT 22°C ± 2°C</b></p> <p><small>Always check patient/component compatibility/identity. Inspect pack for signs of deterioration or damage. Risk of adverse reaction/infection, including vCJD.</small></p>  <p align="right">Volume UNIT</p>